

# Phonics Screening Check

## Meeting

Tuesday 20th May

Mrs Wardell



# What is phonics?

- Phonics is one method of teaching children how to read and write.
- Phonics is all about sounds. There are 44 sounds in the English language, which we put together to form words.
- At Standhill Infants School, we use the DfE's approved phonics teaching programme Bug Club Phonics.
- Bug Club Phonics is a systematic synthetic phonics scheme which provides children with the opportunity to develop their phonological awareness, ability to segment and blend words and read tricky words by sight in order to become fluent readers.





# Types of sounds

**Phoneme**: The smallest unit of sound in a word.

**Grapheme**: Letter(s) representing a phoneme.

**Digraph**: Two letters which make one phoneme.

A consonant digraph contains 2 consonants:

e.g. shop    click    thin    fill

A vowel digraph contains at least one vowel:

e.g. ail    ee    art    oy

**Trigraph**:

Three letters which make one phoneme:

e.g. igh    ear    air

**Split digraph**:

A digraph in which the two letters are not adjacent:

e.g.    make            bike            cube



# Phonics Screening Check

- The national phonics screening check was introduced in 2012 to all Year 1 pupils.
- It is a short, statutory assessment designed to confirm whether individual children have learnt sufficient phonic decoding and blending skills to an appropriate standard.
- Year 1 children will be taking part in the phonics screening check during the week of **9th June**.
- Year 2 children will also take the check if they did not receive the required results when in Year 1 or they have not taken the test before.




Section 1		Section 2	
fod		boy	
bep		scoop	
zat		foam	
ult		white	



# What happens during the check?

- Your child will sit with an adult and will use their phonic knowledge to sound out, blend and say the words in front of them.
- The test will take approximately 10 minutes although all children are different and will complete the check at their own pace.
- The check contains 40 words – 20 real and 20 pseudo (nonsense) words.
- Pseudo-words are included in the check specifically to assess whether your child can decode a word using their phonics skills.
- All pseudo-words in the check are accompanied by a picture of an imaginary creature. Children are taught that when a word has a creature next to it, it is a pseudo-word. This is to ensure that they are not trying to match the pseudo-word to a word in their vocabulary.



## 2023 Phonics

### Screening check: answer sheet

First name	
Last name	

Screening check responses: Please tick the appropriate box for each word. The use of the comment box is optional.

Section 1				Section 2			
Word	Correct	Incorrect	Comment	Word	Correct	Incorrect	Comment
food				gir			
beep				drive			
cat				trap			
all				grin			
hang				drop			
shak				chair			
fan				spin			
cham				straw			
bus				boy			
glak				scrap			
lamp				train			
drake				white			
shap				smell			
hill				dream			
jar				crisp			
shack				strike			
ten				arrow			
crack				sober			
hull				organ			
peas				shrimp			
				<b>Total correct</b>			

# Example of Section 1 words

Section 1

fod




bep



zat



ult



Section 1

chip

hill

jars

shack

# Example of Section 2 words

Section 2

jer



Section 2


boy

drave



scoop

teap



foam

phibe



white



# Results and Reporting to Parents

- Schools are required to share results with parents. We will include your child's results in their end of year report.
- The previous pass mark has been 32/40. Children who do not achieve the expected level will retake the test when they are in Year 2.
- Results from the check are used by schools to analyse their own performance and for Ofsted to use in inspections.



In preparation for the Phonics Screening Check:

# How you can help:

Encourage your child to:

- 1) Look at the whole word to spot any digraphs, trigraphs or split digraphs
- 2) Encourage them to sound out the word as many times as they need to (using their blending arms!)
- 3) Encourage them to say the word clearly

Children can practise these steps by using the flashcards sent home with them, by creating their own set at home with the help of an adult or by playing online games such as 'Picnic on Pluto/Obb and Bob' and 'Buried Treasure'- <https://www.phonicsplay.co.uk>



# Online Games

<https://www.phonicsplay.co.uk>



**Buried Treasure**  
Good for: Practising blending

Teaching Ideas

The card for 'Buried Treasure' has a purple background. At the top, the title 'Buried Treasure' is written in large, yellow, bubbly letters. Below the title is an illustration of two cartoon characters on a beach. One character is green and the other is red, both wearing hats. There is a treasure chest and a trash can on the beach. Below the illustration, the title 'Buried Treasure' is repeated in a smaller font, followed by the text 'Good for: Practising blending'. In the bottom right corner, there is a white rounded rectangle with the text 'Teaching Ideas'.

**Popular Resources**

- PhonicsPlay Comics**  
Decodable comics from PhonicsPlay
- Dragons Den**  
Good for: Practising blending

The 'Popular Resources' section has a blue background. It lists two resources: 'PhonicsPlay Comics' with a small icon of a comic book, and 'Dragons Den' with a small icon of a dragon.

**Subscribe**

Get exclusive access to the best games, teaching resources and help for parents as well as the latest content as it arrives.

Whole School

The 'Subscribe' section has a green background. It features a black and white penguin icon on the right side. Below the text, there is a red button with the text 'Whole School'.

**Free Trial**

Request a 7 day free trial for individual or whole school membership and get unrestricted access to all games and resources.

Whole School

The 'Free Trial' section has a purple background. It features a brown monkey icon on the right side. Below the text, there is a red button with the text 'Whole School'.

**PICNIC on PLUTO**  
Good for: Practising blending

Teaching Ideas

The card for 'Picnic on Pluto' has an orange background. At the top, the title 'PICNIC on PLUTO' is written in large, yellow, bubbly letters. Below the title is an illustration of two cartoon characters on a planet. One character is yellow and the other is blue, both wearing hats. There is a picnic basket and a trash can on the planet. Below the illustration, the title 'Picnic on Pluto' is repeated in a smaller font, followed by the text 'Good for: Practising blending'. In the bottom right corner, there is a white rounded rectangle with the text 'Teaching Ideas'.

[Web link: 2024 phonics screening check: pupils' materials – standard](#)